

PRELIMINARY
SPECIFICATIONS

MOVE THE WORLD FORWARD  MITSUBISHI
HEAVY
INDUSTRIES
GROUP

VANTiA

TOW TRUCKS

3.0 / 5.0 tonnes

**HARNESS THE POWER...
MAXIMISE YOUR POTENTIAL**

When it comes to pulling power, nothing quite compares to our VANTiA range of tow tractors. Strong, yet super smart and precise, it's the tow tractor you need to get the job done... wherever and whatever that job may be.

SPECIFICATIONS

TBR30
TBR50



**WHEN
RELIABILITY IS
EVERYTHING...**

 **MITSUBISHI
FORKLIFT TRUCKS**

VANTI*A*

TBR30 / 50N2 Series

TOW TRUCKS

3.0 / 5.0 tonnes



Powerful, clean-running and absolutely versatile, VANTI*A* is just as suitable for a high-intensity factory, as it is for ones which demand cleanliness.


Our 3.0 and 5.0 tonne models are packed with intelligent features, such as our highly intuitive SDS technology. Uniquely, it tunes the truck's performance with your driver's for harmonious productivity.

Best of all, VANTI*A* is cheap to run, thanks to its exceptional efficiency which is 14% higher than the leading competitor.

It is available with a variety of versatile coupling solutions for effortless trailer handling.

DRIVE

- **Class-leading energy efficiency** (14% lower than nearest competitor) ensures running costs are kept to a minimum.
- **Powerful drive motor** provides excellent traction and adjustable acceleration, deceleration and brake force, for smooth, quiet, controlled operation, extended shift length and lower maintenance requirements.
- **Sensitive Drive System (SDS)** senses faster or slower operator control movements and adjusts truck performance accordingly, contributing to safety and driver performance.
- **Adaptive steering system** ensures truck performance matches operator needs – whether travelling in reverse or at speed – for calm, smooth and precise operations.



OPERATOR ENVIRONMENT AND CONTROLS

- **Flying start technology** shortens acceleration time for ultimate picking productivity.
- **Super-grip floor** is non-slip ensuring operators are safe, for confident operations.
- **Triple-suspension floating floor** with sideways dampening and advanced cushioning, reduces microvibrations for exceptional operator comfort.
- **Perfectly-angled footrest** ensures optimal positioning of foot and ankle for drivers of all heights.
- **Easy-access platform** features low step height and chamfered edges – minimising trip hazards for easy on/off access.
- **Next generation Maxius steering wheel** absorbs vibrations and shocks to ensure class-leading ergonomics.
- **Optional clear colour display** alerts operators and service engineers to potential problems: avoiding damage, while enhancing safety and encouraging good maintenance.
- **Automatic tow coupling (optional)** immediately locks the truck and trailer once they are positioned, while an additional manual decoupling option enables release without leaving the operator compartment.
- **Manual tow coupling** with versatile and adjustable pin for fast and easy trailer handling.

FRAME AND BODY

- **Robust design** benefits from extensive testing – including safety certification – for lower service costs and enhanced safety.

ELECTRICAL AND CONTROL SYSTEMS

- **Full electronic steering** with no steering wheel kickback gives precise control for optimum productivity, efficiency and safety.

STEERING SYSTEM


- **Advanced electric steering** allows precise control at all speeds, with automatic speed reduction in curves and automatic drive wheel centring.
- **Small turning circle** together with responsive steering and compact chassis results in exceptional manoeuvrability.

BRAKES

- **Automatic speed reduction** at corners improves safety.
- **Regenerative braking** gives effective control, with no brake wear, and extends shift life.

OTHER FEATURES

- **Rapid access features** give quick and easy entry to all areas for checks and maintenance.
- **600 hour service interval** reduces downtime and service costs.



There is more information on VANTI*A* on mitforklift.com

For more extensive information please visit our website mitforklift.com




mft2.eu/vantia

VANTIA

OPTIONAL LI-ION BATTERY SYSTEMS

MAKE YOUR FORKLIFT (AND ITS FUEL) GO EVEN FURTHER



Tried, tested and proven in the field, lead-acid batteries have been the long-standing top choice for companies employing electric lift trucks. However, with long charging times, demanding maintenance requirements, the need for extra batteries and high risk of operator misuse, it can be a challenge. Fortunately, there's a new battery system on the block: Li-ion from Mitsubishi Forklift Trucks.

Designed to meet your business' demands - including multi-shift (24/7) operations - without the need for spare batteries, our high-performance Li-ion battery system is up to 40 per cent more efficient than lead-acid counterparts. Plus, it's virtually error-proof, thanks to its ultra-low-maintenance design which prevent cell damage.

- **Exceptional, zero-emissions efficiency** 40% more efficient than lead-acid batteries and free from gases.
- **Ultra-low maintenance design** demands just a full charge each week to activate cell balancing, as well as an annual CSV export/update.
- **No space required** with no need for charging areas, there's no cost to set up and you can keep your profitable space just that: profitable.
- **Quick charge capabilities** mean that just 15 minutes is all your battery needs to keep your truck going a few more hours. (It only takes 1 to 2 hours to fully charge a completely discharged battery.)
- **Higher sustained voltage** ensures more consistent lifting and driving performance, which is particularly noticeable towards the end of a shift.
- **TriCOM Technology** delivers exceptionally high system efficiency (up to 97%).
- **Water-free design** with no water in the battery and no need to top up, there's no risk of operators damaging cells.
- **Active protection componentry** this continuously monitors the system, highlighting potential issues, including misuse.
- **Short circuit protection** is offered by system safeguards including: deep-discharge and overcharge protection, individual cell temperature and voltage monitoring.
- **On-the-go performance and monitoring** is possible thanks to the system's integrated monitoring system with easy-to-read display unit, as well as an opportunity charger on board.



Battery capacity, Ah	208	312
Charger capacity, Ah 1 hour	100	300

There is more information on Li-ion on mitforklift.com

For more extensive information please visit our website mitforklift.com

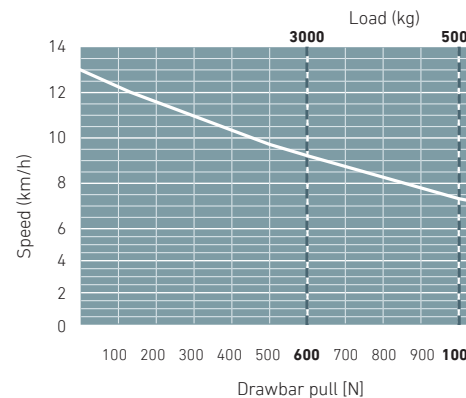


mft2.eu/ion

VDI - PERFORMANCE & DIMENSIONS

CHARACTERISTICS				Mitsubishi Forklift Trucks	Mitsubishi Forklift Trucks
1.1	Manufacturer			TBR30N2	TBR50N2
1.2	Manufacturer's model designation			Battery	Battery
1.3	Power source			Stand-on	Stand-on
1.4	Operator type			3000	5000
1.5	Load capacity	Q	kg	600	1000
1.7	Rated drawbar pull	F	(N)	1120 ³⁾	1120 ³⁾
1.9	Wheelbase	y	mm		
WEIGHT					
2.1	Truck weight without load, with maximum battery weight		kg	1106	1106
2.3	Axle loadings without load & with maximum battery weight, drive / load side		kg	616 / 490	616 / 490
WHEELS, DRIVE TRAIN					
3.1	Tyres: PT=Power Thane, Vul=Vulkollan, P=Polyurethane, N=Nylon, R=Rubber drive / load side			Vul/ Vul	Vul/ Vul
3.2	Tyre dimensions, drive side		mm	ø250	ø250
3.3	Tyre dimensions, load side		mm	ø250	ø250
3.5	Number of wheels, load/drive side (x=driven)			2/ 1x	2/ 1x
3.7	Track width (center of tyres), load side	b11	mm	650	650
DIMENSIONS					
4.2b	Height	h1	mm	1173	1173
4.8	Seat- or stand height	h7	mm	123	123
4.12	Coupling height	h10	mm	155 ¹⁾	155 ¹⁾
4.19	Overall length	l1	mm	1450 ³⁾	1450 ³⁾
4.21	Overall width	b1/b2	mm	800	800
4.25	Outside width over forks (minimum/maximum)	b5	mm	794	794
4.32	Ground clearance at center of wheelbase, (forks lowered)	m2	mm	50	50
4.35	Turning radius	Wa	mm	1306 ³⁾	1306 ³⁾
PERFORMANCE					
5.1	Travel speed, with/without load		km/h	9.0 / 13.0 ²⁾	7.0 / 13.0 ²⁾
5.7	Gradeability, with/without load		%	6 / 15	4 / 15
5.10	Service brake			Electric	Electric
ELECTRIC MOTORS					
6.1	Drive motor capacity (60 min. short duty)		kW	2.6	2.6
6.4	Battery voltage/capacity at 5-hour discharge		V/Ah	24/ 465-620	24/ 465-620
6.5	Battery weight		kg	366 - 493	366 - 493
6.6a	Energy consumption according to EN 16796		kWh/h	0.92	1.23
MISCELLANEOUS					
8.1	Type of drive control			Stepless	Stepless
10.7	Level of noise at the ear level of the driver according to EN 12 053:2001 and EN ISO 4871 in work LpAZ		dB(A)	69 ⁴⁾	69 ⁴⁾
10.7.1	Level of noise at the ear level of the driver according to EN 12 053:2001 and EN ISO 4871, drive/lift/idle LpAZ		dB(A)	73 / - / - ⁴⁾	73 / - / - ⁴⁾
10.7.2	Whole-body vibration (EN 13 059:2002)			0.9	0.9
10.7.3	Hand-arm vibration (EN 13 059:2002)				
10.8	Towing coupling design / DIN type, ref.				

- 1) other coupling heights available
- 2) See drive speed chart
- 3) With 620Ah battery +100mm!
- 4) Inaccuracy of 4 dB(A)

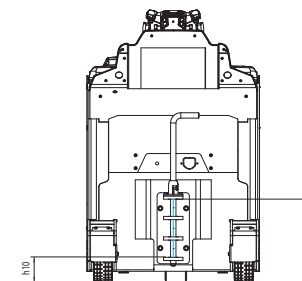
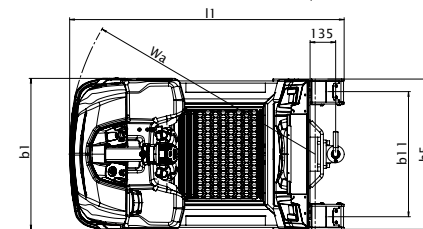
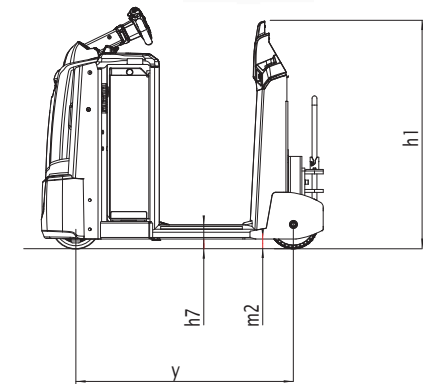


VANTIA

TOW TRUCKS

TBR30 / 50N2

3.0 / 5.0 tonnes



STANDARD EQUIPMENT & OPTIONS

● = Standard
● = Option

	TBR30N2	TBR50N2
GENERAL		
Multifunctional steering wheel (electric 200°)	●	●
Power ON/OFF by Key switch	●	●
Hourmeter & BDI	●	●
ECO/PRO mode	●	●
High drive speed 13 km/h (without load)	●	●
Drive speed reduction in curves	●	●
Maximum drive speed adjusted according to load weight	●	●
Floor mat acting as dead man's pedal	●	●
Crane battery change	●	●
Polyurethane wheels	●	●
Suspended operator's platform	●	●
Hill hold	●	●
Automatic parking brake	●	●
POWER SOURCE		
Li-Ion battery	●	●
Lead-acid battery	●	●
TRAILER COUPLING		
Manually operated plug coupling, pin diameter 25mm	●	●
Manually operated plug coupling, pin diameter 22mm	●	●
Automatic coupling, pin diameter 25mm	●	●
Automatic coupling with ergonomic unlocking handle, pin diameter 25mm	●	●
TRAILER INTERFACE		
Electrical 4-pin Trailer socket connection of trailer	●	●
Electrical 7-pin Trailer socket connection of trailer	●	●
Auxiliary hydraulics for hydraulic coupling of trailer	●	●
ENVIRONMENT		
Cold store design, 0C° to -35C°	●	●
DRIVE CONTROLS		
Walk beside drive button in backrest, FWD/BWD	●	●
SAFETY		
Blue point safety light towards driving direction (forks trailing)	●	●
Driving light towards driving direction (forks trailing)	●	●
Rear working light	●	●
Wide rear view mirrors	●	●
Warning strobe, yellow	●	●
Drive alarm (programmable)	●	●
Fire extinguisher	●	●

	TBR30N2	TBR50N2
WHEEL OPTIONS		
Polyurethane traction and load wheels	●	●
Power friction traction wheel	●	●
Solid rubber traction wheel	●	●
Treaded Super-Elastic rear wheels	●	●
Solid rubber rear wheels	●	●
OUTLOOK		
Special RAL colour on front machinery steel cover	●	●
OTHER OPTIONS		
PIN code access with BDI display	●	●
PIN code access with colour display	●	●
Colour display without PIN code access	●	●
Accessory rail in front	●	●
Scanner holder	●	●
Equipment holder (RAM mountings)	●	●
Wrapping holder	●	●
Rear grab handle on backrest	●	●
Sideways battery change	●	●
Clipboard, A4	●	●
Front storage boxes	●	●
Storage folder on bottom of the platform	●	●
Back cushion, tiltable to seat position for back & feet rest. Adjustable in height.	●	●
Power supply, 12 V	●	●
Power supply, USB 5 V	●	●
Heavy duty front nylon strip covered bumper	●	●
Raised front guard plate	●	●

VANTIA

TOW TRUCKS

TBR30 / 50N2

3.0 / 5.0 tonnes



Multifunctional steering wheel.




Suspended operator's platform.



Manually operated trailer coupling



Automatic coupling with ergonomic unlocking handle



Blue point safety light towards driving direction (forks trailing).



Fire extinguisher

WHEN RELIABILITY IS EVERYTHING...



VANTI*A*
THE TEAM PLAYER

Always keeping operations one step ahead, VANTI*A* works closely with your operators (and their behaviours) to help you get the best results.

Powerful and intelligent, she's a real team player.

Like any products bearing "MITSUBISHI" on its product name our materials handling equipment benefits from the tremendous heritage, huge resources and cutting-edge technology of one of the world's largest corporations – Mitsubishi Heavy Industries Group.

Engineering spacecraft, jet planes, power plants and more, MHI specialises in those technologies where performance, dependability and superiority decide your success or failure...

So when we promise you quality, reliability and value for money, you know it's a guarantee we have the power to deliver.

That's why every model in our award-winning and comprehensive range of lift trucks and warehouse equipment is built to a high specification – to ensure it keeps working for you. Day after day. Year after year. Whatever the job. Whatever the conditions.

YOU'LL NEVER WORK ALONE

As your local authorised dealer, we are here to keep your trucks working – through our extensive experience, our technical excellence and our commitment to customer care.

We are your local experts, backed by efficient channels to the entire organisation of Mitsubishi Forklift Trucks.


No matter where you are, we are close by – with the capability to meet your needs.

Discover how Mitsubishi Forklift Trucks give you more from your local authorised dealer or when you visit our website www.mitforklift.com

Performance specifications may vary depending on standard manufacturing tolerances, vehicle condition, types of tyres, floor or surface conditions, applications or operating environment. Trucks may be shown with non-standard options. Specific performance requirements and locally available configurations should be discussed with your distributor of Mitsubishi forklift trucks. We follow a policy of continual product improvement. For this reason, some materials, options and specifications could change without notice.

mitforklift@mcfe.nl

WESM1971 (10/19) © 2019 MCFE



Mitsubishi Caterpillar Forklift Europe B.V.
Hefbrugweg 77, 1332 AM Almere
The Netherlands
Tel: +31 (0)36 5494 411



mft2.eu/fb



mft2.eu/apps



mft2.eu/youtube



mft2.eu/facebook

